




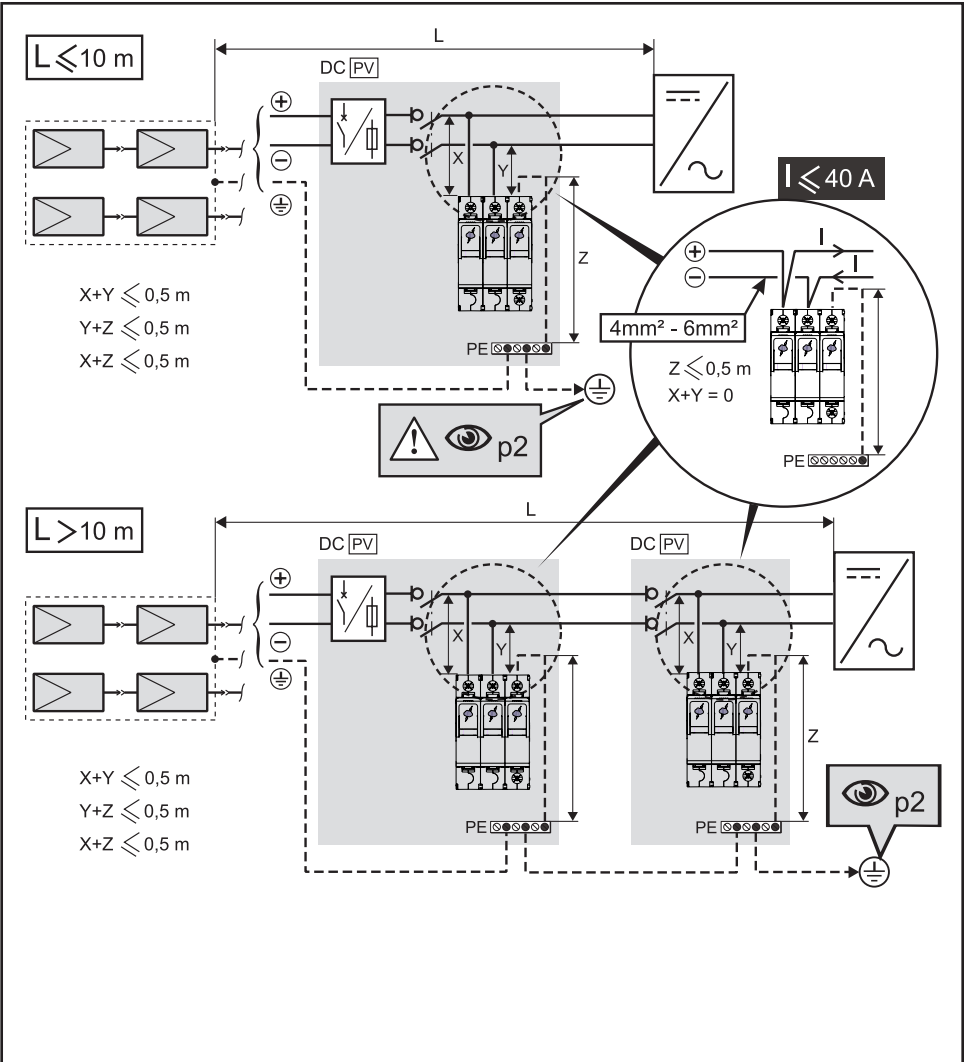
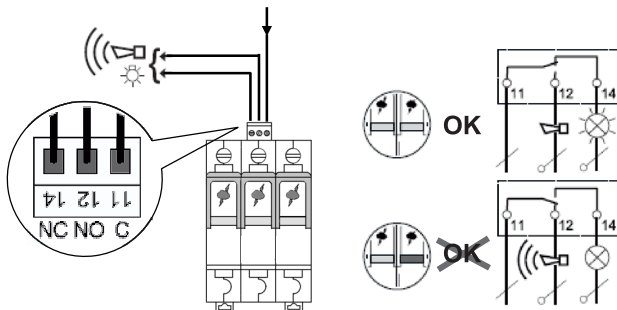
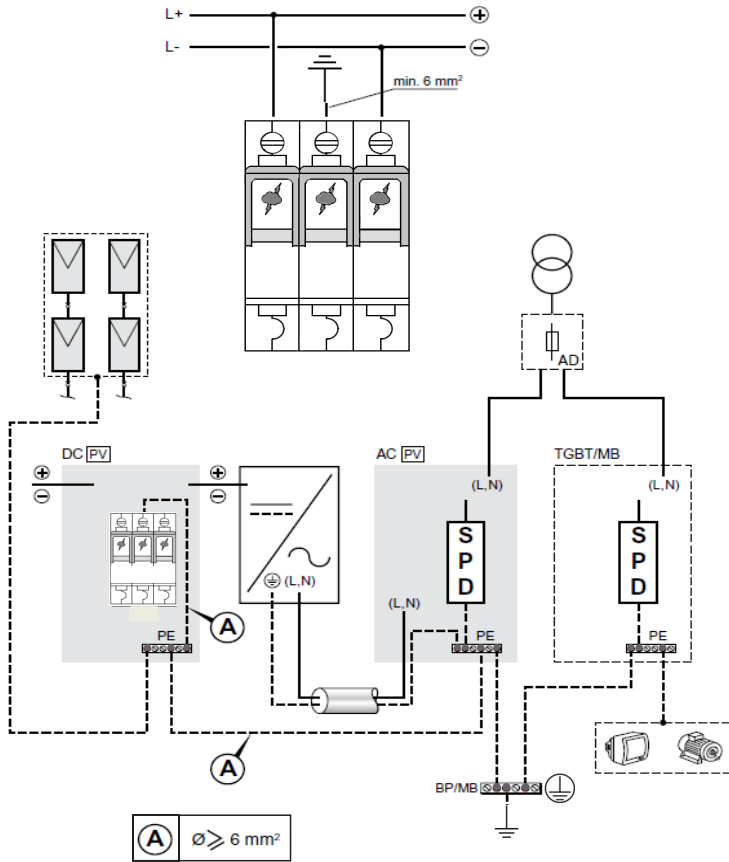


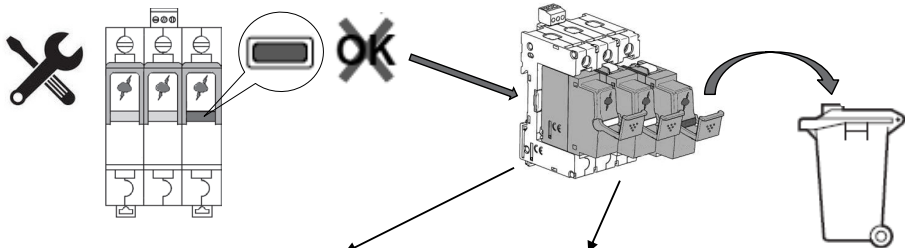
	F10LFVN1	F10LFVN2
U_{cpv}	720V ~	1200V ~
I_{scpv}	50A	125A
$T^{\circ} \text{min /max}$	-10°C → +70°C	



	
min : 4 mm ²	min : 4 mm ²
	
2 x 16 mm ² 1 x 25 mm ²	2 x 10 mm ² 1 x 25 mm ²

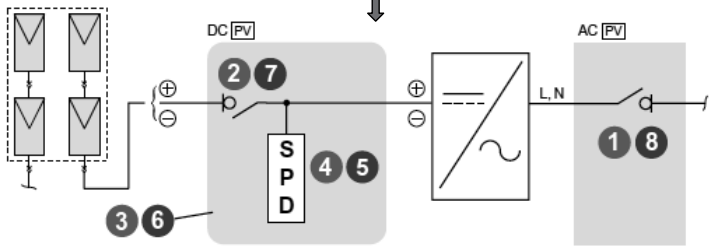
(*)  Min : 2,5 / 3 Nm





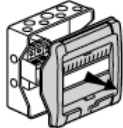
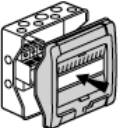
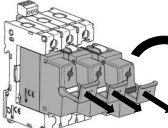
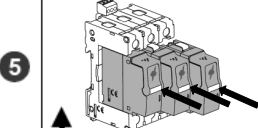


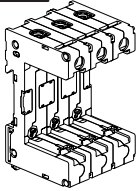




F10LFVN1	F10LFVN2
 F10LFVSN1 x 3 (+/- \perp)	 F10LFVSN2 x 3 (+/- \perp)



1		OFF	8		ON
2		OFF	7		ON
3			6		
4			5		

**Raccomandazioni :**

L'installazione non deve essere collegata all'alimentatore (DC / AC) senza presenza di cassette..

Recommendations :

The installation must not be switched on again (DC/AC) when no replacement module is fitted.

Raccomandazioni:

- Non installare protettori di sovratensione in locali esposti a rischio di incendio o esplosione senza precauzioni specifiche.
- Scollegare le protezioni di sovratensione di tensione prima di controllare la resistenza di isolamento dell'installazione.

Recommendations :

- Do not install voltage surge protectors in premises exposed to risk of fire or explosion without specific precautions.
- Disconnect the voltage surge protectors before checking the installation's insulation resistance.

**Istruzioni di sicurezza****IT CH**

Questo prodotto deve essere installato in conformità con le regole d'installazione e di preferenza da un elettricista qualificato. L'eventuale installazione e utilizzo improprio dello stesso possono comportare rischi di shock elettrico o incendio.

Prima di procedere all'installazione, leggere attentamente le istruzioni associate e individuare un luogo di montaggio idoneo in funzione del prodotto.

Non aprire, smontare, alterare o modificare l'apparecchio eccetto speciale menzione indicata nel manuale. Tutti i prodotti BTicino devono essere esclusivamente aperti e riparati da personale adeguatamente formato e autorizzato da BTicino. Qualsiasi apertura o riparazione non autorizzata comporta l'esclusione di eventuali responsabilità, diritti alla sostituzione e garanzie.

Utilizzare esclusivamente accessori a marchio BTicino.

GB CA IN IE US**Safety instructions**

This product should be installed in line with installation rules, preferably by a qualified electrician. Incorrect installation and use can lead to risk of electric shock or fire.

Before carrying out the installation, read the instructions and take account of the product's specific mounting location.

Do not open up, dismantle, alter or modify the device except where specifically required to do so by the instructions. All BTicino products must be opened and repaired exclusively by personnel trained and approved by BTicino. Any unauthorised opening or repair completely cancels all liabilities and the rights to replacement and guarantees.

Use only BTicino brand accessories